



Multitite FCD-PU black:
Extra flexible, halogen-free and superior chemical resistant.

Type FCD-PU is particular used for applications where light to medium mechanical protection is needed in combination with frequent movements at higher and lower temperatures with an halogen-free cover, like in the subway-, train- and bus-building industry. The IP 68 fittings provide the excellent liquid-tightness which is needed for "rolling stock". Type FCD-PU is also used in situations where a better chemical resistance is required.

Classification according NEN-EN-IEC 61386:
Compression resistance: Class 3, Medium (750 N).
Impact resistance: Class 3, Medium (2 J).
Tensile strength: Class 3, Medium (500 N).
Protection class: IP 67 (dust-proof, water-tight).

Material & Construction:

Construction: Galvanised steel core, square-locked with thin wall convoluted thermoplastic (PU compound) cover. Structural shape according to DIN 49012 (Type H).

Cover specifications: Polyurethane, halogen-free, lead-free according to RoHS, oil, sunlight and UV resistant.

Temperature: -45°C to +105°C, intermittent up to +125°C.
Colour: Black.



Square locked

FCD-PU	Diameter		Bending radius		Standard carton		Small carton		Reels		Weight (Kg/m)	
	Size	Inside (mm)	Outside (mm)	Static (mm)	Dynamic (mm)	Metre	Article No.	Metre	Article No.	Metre		Article No.
	DN	(mm)	(mm)	(mm)	(mm)		Black		Black		Black	
8	-	-	-	-	-	-	-	-	-	-	-	-
12	10,0	14,0	40	50	50	361.312.5	-	-	-	-	-	0,14
16	13,0	17,0	45	60	50	361.316.5	-	-	-	-	-	0,17
18	-	-	-	-	-	-	-	-	-	-	-	-
20	17,0	21,0	58	80	50	361.320.5	-	-	-	-	-	0,23
25	22,0	27,0	72	100	50	361.325.5	-	-	-	-	-	0,38
32	29,0	36,0	98	125	25	361.332.2	-	-	-	-	-	0,53
40	38,0	45,0	118	160	25	361.340.2	-	-	-	-	-	0,71
50	-	-	-	-	-	-	-	-	-	-	-	-

**ANAMET
 MULTITITE**

**CONDUIT
 TYPE FCD-PU
 BLACK**

The fittings for Multitite FCD-PU are outlined on pages 2-09 till 2-11.



Size Multitite	DN	8	12	16	18	20	25	32	40	50	-	-	-
Fittings	ISO	-	M12	M16	-	M20	M25	M32	M40	-	-	-	-
	PG	-	-	11 - 13,5	-	16	21	-	-	-	-	-	-
	NPT	-	-	-	-	-	-	-	-	-	-	-	-



Anaconda IP 68 nickel plated brass fittings for FCD-EF & FCD-PU.

The nickel plated brass Anaconda IP 68 fittings can be used with Anamet FCD-EF and FCD-PU conduit. This Anaconda fitting offers besides a good corrosion protection also a high degree of protection, IP 68, and a nice appearance. Because the design is universal up to 3/4" all types of Anaconda fittings are possible in this range. With exception of the ISO straight fittings, where the connection set is already mounted, a connection set will be supplied separately with the standard Anaconda fitting.



Material & Construction:

Construction: Nickel plated brass fitting, consisting of 5 parts (counter nut, filler ring, sealing sleeve, ferrule and body).

Material: Counter nut, filler ring, ferrule and body are nickel plated brass. Sealing sleeve is NBR-rubber.

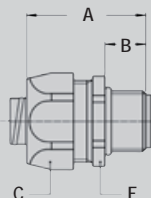
Temperature: -45 °C till +105 °C continuous.

Protection class: IP 68 (dust-proof, water-tight).

Swivel fittings are limited to IP 65.

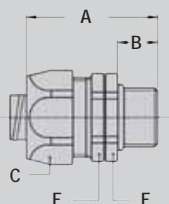
Colour: Metal.

ISO straight fitting, male, nickel plated brass (including connection set).



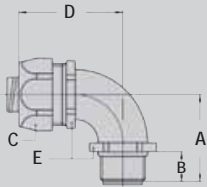
Thread	FCD-EF/PU Size (DN)	Min. Internal Bore (mm)	Dimensions in mm					Standard Package	Article Number	Weight (Kg/100)
			A	B	C	D	E			
M12 x 1,5	12	8,5	31	10	22	-	20	50	812.012.5	-
M16 x 1,5	16	11,0	31	10	26	-	24	50	812.016.5	-
M20 x 1,5	20	15,0	32	10	29	-	27	50	812.020.5	-
M25 x 1,5	25	19,5	34	10	35	-	33	25	812.025.5	-
M32 x 1,5	32	26,0	37	12	47	-	44	10	812.032.5	-
M40 x 1,5	40	34,5	45	14	59	-	55	5	812.040.5	-

ISO straight swivel fitting, male, nickel plated brass (including connection set), IP 65.



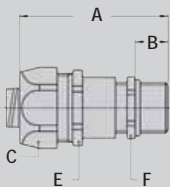
Thread	FCD-EF/PU Size (DN)	Min. Internal Bore (mm)	Dimensions in mm					Standard Package	Article Number	Weight (Kg/100)
			A	B	C	D	E			
M16 x 1,5	16	10,5	41	12	26	-	24	50	813.016.5	6,8
M20 x 1,5	20	13,5	43	13	29	-	27	50	813.020.5	8,6
M25 x 1,5	25	18,5	48	15	35	-	33	25	813.025.5	11,6

ISO 90° fitting, male, nickel plated brass
(including connection set).



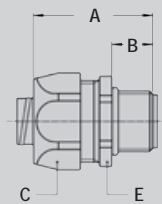
Thread	FCD-EF/PU	Min. Internal Bore (mm)	Dimensions in mm					Standard Package	Article Number	Weight (Kg/100)
			A	B	C	D	E			
M16 x 1,5	16	10,5	32	12	26	42	22	50	812.916.5	9,4
M20 x 1,5	16	10,5	33	13	26	42	22	50	812.917.5	9,6
M20 x 1,5	20	13,5	36	13	29	43	27	50	812.920.5	13,7
M25 x 1,5	25	19,0	43	15	35	48	33	25	812.925.5	16,4

ISO cable-hose fitting, male, nickel plated brass
(including connection set).



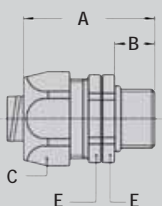
Thread	FCD-EF/PU	Min. Internal Bore (mm)	Dimensions in mm					Standard Package	Article Number	Weight (Kg/100)
			A	B	C	E	F			
M16 x 1,5	16	4 - 8	57	12	26	24	18	25	812.716.5	7,8
M20 x 1,5	16	6 - 10,2	57	12	26	24	22	25	812.717.5	9,5
M20 x 1,5	20	6 - 12	59	12	29	27	22	25	812.720.5	9,7
M25 x 1,5	20	10 - 13,5	62	12	29	27	27	25	812.722.5	11,7
M32 x 1,5	25	13 - 18	70	15	35	33	34	25	812.728.5	19,6

Pg straight fitting, male, nickel plated brass
(including connection set).



Thread	FCD-EF/PU	Min. Internal Bore (mm)	Dimensions in mm					Standard Package	Article Number	Weight (Kg/100)
			A	B	C	D	E			
Pg 11	16	10,5	35	12	26	-	24	50	810.011.5	5,6
Pg 13,5	16	10,5	35	12	26	-	24	50	810.013.5	5,6
Pg 16	20	13,5	37	13	29	-	27	50	810.016.5	6,3
Pg 21	25	19,0	40	15	35	-	33	25	810.021.5	8,4

Pg straight swivel fitting, male, nickel plated brass
(including connection set), IP 65.



Thread	FCD-EF/PU	Min. Internal Bore (mm)	Dimensions in mm					Standard Package	Article Number	Weight (Kg/100)
			A	B	C	D	E			
Pg 11	16	10,5	41	12	26	-	24	50	811.011.5	6,8
Pg 16	20	13,5	43	13	29	-	27	50	811.016.5	8,8
Pg 21	25	18,5	48	15	35	-	33	25	811.021.5	13,6

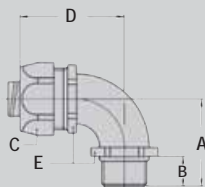
ANAMET
MULTITITE

LIQUID-TIGHT
FITTINGS FOR
MULTITITE
IP 68

ANAMET
MULTITITE

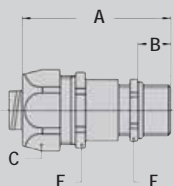
LIQUID-TIGHT
FITTINGS FOR
MULTITITE
IP 68

Pg 90° fitting, male, nickel plated brass
(including connection set).



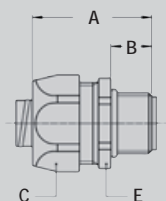
Thread	FCD-EF/PU	Min. Internal Bore (mm)	Dimensions in mm					Standard Package	Article Number	Weight (Kg/100)
			A	B	C	D	E			
Pg 11	16	10,5	32	12	26	42	22	50	810.911.5	8,9
Pg 13,5	16	10,5	32	12	26	42	22	50	810.913.5	8,9
Pg 16	20	13,5	36	13	29	43	27	50	810.916.5	15,3
Pg 21	25	19,0	43	15	35	48	33	25	810.921.5	21,6

Pg cable-hose fitting, male, nickel plated brass
(including connection set).



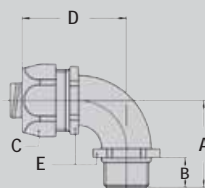
Thread	FCD-EF/PU	Clamping Range (mm)	Dimensions in mm						Standard Package	Article Number	Weight (Kg/100)
			A	B	C	E	F				
Pg 11	16	5 - 10	55	10	26	24	20	25	810.711.5	9,5	
Pg 13,5	20	6 - 12	57	10	29	27	22	25	810.715.5	9,7	
Pg 16	20	10- 13,5	60	10	29	27	24	25	810.716.5	11,7	
Pg 21	25	13 - 18	67	12	35	33	30	25	810.721.5	19,6	

NPT straight fitting, male, nickel plated brass
(including connection set).



Thread	FCD-EF/PU	Min. Internal Bore (mm)	Dimensions in mm					Standard Package	Article Number	Weight (Kg/100)
			A	B	C	D	E			
NPT 1/2"	16	10,5	35	12	26	-	24	50	814.012.5	5,6
NPT 1/2"	20	13,5	37	13	29	-	27	50	814.016.5	6,2
NPT 3/4"	25	19,0	40	15	35	-	33	25	814.020.5	8,9

NPT 90° fitting, male, nickel plated brass
(including connection set).



Thread	FCD-EF/PU	Min. Internal Bore (mm)	Dimensions in mm					Standard Package	Article Number	Weight (Kg/100)
			A	B	C	D	E			
NPT 1/2"	16	10,5	32	12	26	42	22	50	814.912.5	13,3
NPT 1/2"	20	13,5	36	13	29	43	27	50	814.916.5	14,6
NPT 3/4"	25	19,0	43	15	35	48	33	25	814.920.5	22,0